



Catalogo/listino TRIPLUS
TRIPLUS catalogue/price list
L02-407/0

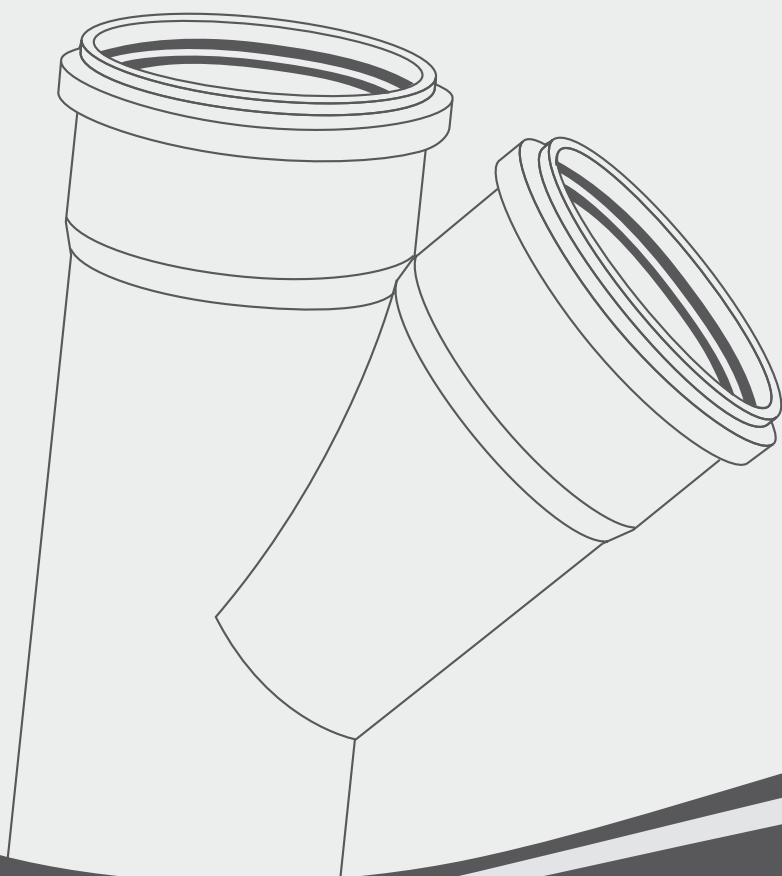
valsir®
QUALITY FOR PLUMBING



TRIPLUS

Sistema di scarico a triplice strato ad innesto.
Push-fit triple layer waste and drainage system.

- ✓ Elevata resistenza agli urti anche a basse temperature.
- ✓ Buone caratteristiche fonoassorbenti.
- ✓ Resistenza ad un vasto range di composti chimici.
- ✓ Sistema di giunzione a guarnizione a singolo labbro preinserita.
- ✓ *High impact resistance even at low temperatures.*
- ✓ *Excellent acoustic properties.*
- ✓ *Resistance to a wide range of chemicals.*
- ✓ *Factory-fitted single-lipped jointing system.*



TRIPLUS



Sistema a triplice strato per lo scarico *Push-fit triple layer waste and drainage system*

CARATTERISTICHE E PROPRIETÀ DEL SISTEMA

Triplus è la nuova linea di scarico a innesto realizzato con struttura multistrato. I sistemi basati su Triplus Valsir garantiscono:

- Elevata resistenza agli urti anche a basse temperature.
- Buone caratteristiche fonoassorbenti (grazie alle sue caratteristiche il sistema Triplus ha livelli di rumorosità di 12 dB(A) con portate di 2 l/s).
- Resistenza alle sollecitazioni meccaniche.
- Basse perdite di carico.
- Riduzione degli sfridi grazie alle varie lunghezze di tubi disponibili.
- Facilità e versatilità della posa in opera.
- Resistenza al passaggio di acqua calda conforme alla norma DIN 1986.

I tubi e i raccordi Triplus Valsir rispondono ai requisiti della normativa UNI EN 1451 e possono essere utilizzati all'interno dei fabbricati (area di applicazione B) adibiti ad uso civile ed industriale ed in particolare per gli scopi seguenti:

- tubazioni di scarico per il deflusso delle acque di scarico domestiche (bassa ed alta temperatura);
- tubazioni di ventilazione collegate agli scarichi indicati in precedenza;
- scarichi di acque piovane all'interno della struttura del fabbricato.

I bicchieri dei tubi e dei raccordi Triplus sono dotati di una guarnizione a singolo labbro alloggiata nell'apposita sede, premontata in fabbrica, e questo garantisce semplicità di innesto e ottima tenuta. Le guarnizioni rispondono per dimensioni, requisiti, tecnologia e frequenza di controllo alla norma DIN 4060 e garantiscono una durata pari a quella dei tubi e dei raccordi.

SYSTEM CHARACTERISTICS AND PROPERTIES

Triplus is a new push-fit system with a multilayer structure. Systems installed with Valsir Triplus guarantee:

- *High impact resistance even at low temperatures.*
- *Good acoustic properties with a flow of 2 l/s, the Triplus system will generate a noise level of just 12 dB(A).*
- *Resistance to mechanical stress.*
- *Low pressure loss.*
- *Reduction of material wastage thanks to the range of pipe lengths available.*
- *Easy and versatile installation.*
- *Resistance to hot water in compliance with German Standard DIN 1986.*

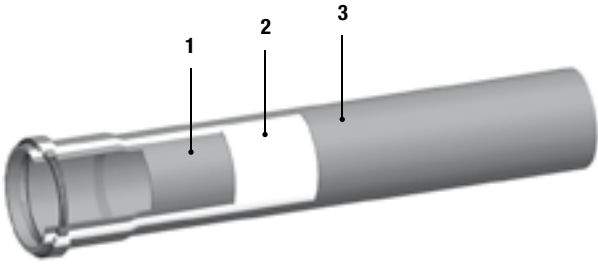
Valsir Triplus pipes and fittings meet the requirements of the European Standard UNI EN 1451 and can be installed inside buildings (application area B) intended for civil and industrial use and in particular Triplus is used for the following applications:

- *waste pipes for the drainage of household waste water (low and high temperature);*
- *ventilation pipes connected to the abovementioned drainage systems;*
- *drainage of rainwater inside the building structure.*

The sockets of the Triplus pipes and fittings are factory-fitted with a single-lipped ring seal that guarantees easy and leak proof joints. The seal dimensions, requirements, technology and control frequency thereof all meet the German Standard DIN 4060 and are equally as durable as the pipes and fittings.

Materiale

Il sistema Triplus Valsir è basato sull'utilizzo di tubi in triplice strato. Lo strato interno e quello esterno sono composti da polipropilene mentre lo strato intermedio è composto da polipropilene additivato con carica minerale. Questa composizione garantisce le ottime performance del sistema sopra indicate.



Colore

Blu RAL 5015.

Marcatura

I tubi Valsir riportano:

- marchio del fabbricante;
- nome commerciale Triplus;
- l'indicazione del materiale (PP/PP - M/PP);
- il diametro esterno e lo spessore;
- l'indicazione dell'area di applicazione (B);
- l'indicazione del periodo di produzione;
- l'indicazione della linea di produzione;
- i marchi di prodotto.

I raccordi Triplus Valsir riportano:

- marchio del fabbricante;
- nome commerciale Triplus;
- l'indicazione del materiale (PP-M);
- i diametri esterni;
- l'indicazione dell'area di applicazione (B);
- l'angolo caratteristico (per le curve e le derivazioni);
- l'indicazione del periodo di produzione.

DATI TECNICI

Diametro nominale Nominal diameter DN [mm]	Diametro esterno External diameter De [mm]	Diametro esterno medio minimo e massimo Minimum and maximum average external diameter [mm]		Spessore Thickness s [mm]
30	32	32,0	32,3	1,8
40	40	40,0	40,3	1,8
50	50	50,0	50,3	1,8
70	75	75,0	75,4	2,6
90	90	90,0	90,4	3,1
100	110	110,0	110,4	3,4
125	125	125,0	125,4	3,9
150	160	160,5	160,5	4,9
200	200	200,0	200,5	6,2
250	250	250,0	250,5	7,7

N.B. Per le modalità di installazione, caratteristiche tecniche, criteri di posa e progettualità si faccia riferimento al relativo manuale tecnico scarico Valsir "Sistemi di scarico all'interno degli edifici", L02-347.

Material

The Valsir Triplus system is based on the use of triple-layer pipes. The internal and external layers are made up of polypropylene whereas the intermediate layer is composed of a mineral load. This composition guarantees the excellent performance characteristics mentioned above.

1. Strato esterno

Elevata resistenza all'urto anche a basse temperature.
Ottima resistenza agli agenti atmosferici.
Autoestinguento.

2. Strato intermedio

Conferisce rigidità al tubo.
Ottime caratteristiche antischiacciamento.

3. Strato interno

Elevata resistenza meccanica e all'abrasione.
Grande scorrevolezza.

1. Outer layer

Elevated impact resistance at low temperatures.
Excellent resistance to atmospheric agents.
Flame retardant.

2. Intermediate layer

Adds pipe rigidity.
Excellent resistant to crushing.

3. Inner layer

Elevated mechanical and corrosion resistance.
Smooth surface.

Colour

Blue RAL 5015.

Marking

Valsir Triplus pipes have the following markings:

- producer's trademark;
- the Triplus brand name;
- material specification (PP/PP - M/PP);
- the external diameter and thickness;
- application specification (B);
- production date;
- production line;
- quality approval logos.

Valsir Triplus fittings have the following markings:

- producer's trademark;
- the Triplus brand name;
- material specification (PP-M);
- external diameters;
- application specification (B);
- characteristic angle (for bends and branches);
- production date.

TECHNICAL DATA

For information on installation, technical specifications, and design criteria we recommend you consult Valsir technical manual "Waste systems inside buildings", L02-345.

CRITERI DI TRASPORTO E STOCCAGGIO

Movimentazione

I tubi vanno sistemati in modo ordinato e razionale per il trasporto, curando che siano convenientemente appoggiati per l'intera lunghezza (distanziati se trattasi di tubi bicchierati) e che siano maneggiati durante le operazioni di carico e scarico in modo da evitare urti violenti, abrasioni, deformazioni. In cantiere maneggiare i tubi e i raccordi con altrettanta cura e sempre in modo tale da evitare ogni possibile alterazione dei manufatti o inserimenti e sovrapposizioni di terriccio, ghiaia, fango o materiale estraneo in genere, in particolare sulle guarnizioni e all'interno dei bicchieri.

Stoccaggio

Immagazzinare i tubi in ambiente il più possibile protetto appoggiandoli su superfici orizzontali ed uniformi; fare in modo che appoggino convenientemente su traversine di legno o, in caso di tubi bicchierati, razionalmente sugli elementi dell'imballo se questo è allo scopo strutturato e realizzato con materiale consono come legno o plastica in genere.

Al fine di evitare deformazioni o alterazioni alla geometria dei tubi e dei bicchieri con conseguente possibile pregiudizio della funzionalità delle guarnizioni e quindi della corretta tenuta delle giunzioni, evitare la formazione, specialmente in caso di stoccaggi prolungati, di cataste di altezza superiore a 1,70 m, quali che siano i diametri interessati.

Non lasciare il materiale all'aperto ed esposto alla luce solare diretta per periodi eccessivamente prolungati (oltre 18 mesi).

CARATTERISTICHE DI FONOASSORBENZA

Introduzione

Il rispetto delle condizioni di benessere acustico nelle abitazioni, ma anche negli ambienti di lavoro, è diventato un requisito essenziale per garantire un buon stile di vita oltre al benessere psicofisico.

Nel 1997 Valsir ha iniziato una impegnativa attività di ricerca e verifica sulle capacità fonoassorbenti dei tubi destinati alla realizzazione di impianti di scarico all'interno degli edifici.

Il sistema Triplus è nato per resistere agli urti anche a basse temperature e garantisce delle buone caratteristiche di fonoassorbenza. Le proprietà dei materiali utilizzati permettono di ottenere buone prestazioni per ciò che riguarda la riduzione del rumore dovuto agli scarichi.

I test di verifica delle performance di Triplus sono stati eseguiti presso il Fraunhofer Institut für Bauphysik di Stoccarda, riconosciuto come il più autorevole laboratorio nel settore dell'acustica. Le prove svolte hanno comprovato le proprietà fonoassorbenti dei prodotti e la loro rispondenza ai requisiti legislativi e normativi.

Risultati

Le continue verifiche e miglioramenti effettuati sul sistema Triplus hanno portato a conseguire buone caratteristiche di fonoassorbenza, evidenziate nei risultati riportati nel diagramma.

La prova ed i risultati sono relativi ad un impianto realizzato con tubazione Triplus 110x3,6 secondo normativa EN 14366, utilizzando collari di staffaggio insonorizzati (certificato P-BA 227/2006).

Results

The ongoing analyses and improvements implemented on Triplus have increased its performance of Triplus, which can be seen from the results shown in the diagram.

The system used for testing purposes was installed with a 110x3.6 Triplus pipe in compliance with the European Standard EN 14366, and sound-insulated brackets (certificate P-BA 227/2006).

TRANSPORT AND STORAGE CRITERIA

Handling

Pipes shall be positioned in an orderly and rational manner for transport, making sure the entire length of the pipe is suitably supported (and suitably spaced if transporting socketed pipes) and care shall be taken during loading and unloading in order to avoid violent impacts, abrasions and crushing.

On the building site, the pipes and fittings shall be handled carefully to avoid any possible alteration to the products as well as the possibility of soil, gravel, mud or foreign matter in general, entering the pipes and seals inside the sockets.

Storage

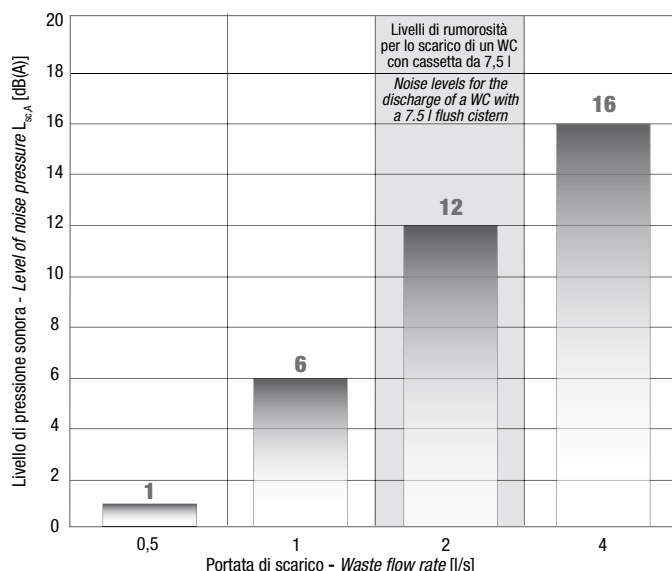
Where possible the pipes should be stored in a protected environment where they are to be placed on horizontal and uniform surfaces; they should be suitably positioned on wooden supports or, if storing socketed pipes, these should be positioned on the packaging elements if suitably structured and made of an appropriate material such as wood or plastic in general.

In order to avoid deformation or alteration to the geometry of the pipes and sockets with the subsequent risk of compromising the correct functioning of the seals, care should be taken to avoid the formation, especially in the case of long-term storage, of stacks that exceed 1.70 m in height, whatever the pipe diameter. Do not leave the material in the open and exposed to direct sunlight for excessively long periods (over 18 months).

SOUNDPROOFING CHARACTERISTICS

Introduction

Respect for the conditions of acoustic well-being in the house and in the workplace has become an essential requirement in order to guarantee a good quality of life. In 1997 Valsir started research into the sound-insulating capacity of pipes used in the installation of waste and drainage systems inside the buildings. Beside being extremely resistant to impact even at low temperatures, Triplus system offers excellent acoustic performances as well, thanks to both the materials used to produce the pipe and how the system has been designed. The tests on the sound proofing properties of Triplus were carried out in the Fraunhofer Institut für Bauphysik in Stuttgart, Germany, one of the worldwide most highly regarded laboratories in the acoustic sector. The tests demonstrated the soundproofing capacity of the products and found them to be in complete compliance with the requirements of the standards and laws in force.









OMOLOGAZIONI

PRODUCT APPROVALS



LEGENDA

GUIDE

Abbreviazioni <i>Abbreviations</i>	Unità di misura <i>Measurement units</i>	Descrizione <i>Description</i>
€/pz	-	Prezzo per singolo pezzo - <i>Price per piece</i>
€/m	-	Prezzo al metro - <i>Price per metre</i>
COD.	-	Codice dell'articolo - <i>Item code</i>
CL	-	Classe di sconto - <i>Discount category</i>
D	mm	Diametro - <i>Diameter</i>
DN	mm	Diametro nominale - <i>Nominal diameter</i>
	n°	Pezzi per scatola - <i>Pieces per pack</i>
	n°	Scatole in scatoloni - <i>Boxes per outer box</i>
	n°	Pezzi per ripiano bancale - <i>Pieces per pallet layer</i>
	n°	Pezzi per bancale - <i>Pieces per pallet</i>
HxLxP 	mm	Dimensioni bancale - <i>Pallet dimensions</i>
	m	Imballo in metri - <i>Packaging in metres</i>
▼	n°	Pezzi nel telaio - <i>Pieces per crate</i>
α	°	Grado sessagesimale - <i>Arc degree</i>
Mod.	-	Modello - <i>Model</i>
Mat.	-	Materiale - <i>Material</i>
Art.	-	Articolo - <i>Item</i>
Conf.	-	Confezione - <i>Packaging</i>

Tutte le quote riportate nel presente listino sono espresse in mm. - *All the dimensions in this price list are in mm.*

Le consegne dei prodotti Valsir vengono effettuate a confezione. Eventuali richieste non corrispondenti saranno insindacabilmente arrotondate, senza preavviso, alla confezione o multipla di essa. Valsir S.p.A. si riserva il diritto di modificare in qualsiasi momento, anche senza preavviso, le caratteristiche dei prodotti illustrati nel presente listino. I colori riprodotti nel presente listino sono indicativi.

Per conoscere le condizioni di vendita, la Carta dei servizi Valsir, o esprimere il vostro giudizio di gradimento su Valsir, fare riferimento al fascicolo L02-416 o alla sezione "SERVIZI" del sito web www.valsir.it.

Valsir S.p.A. si scusa fin d'ora per ogni eventuale errore riscontrato nel presente listino e sfuggito in fase di verifica. Si invitano tutti gli utilizzatori a comunicare gli errori e a segnalare le loro osservazioni.

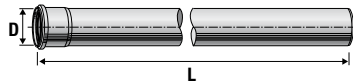
Valsir products are delivered according to the package quantity specified in this price list. Product requests not matching our package quantities will be rounded up, without notice, to the package quantity or a multiple of the same. Valsir S.p.A. reserves the right to modify the characteristics of the products shown in this price list at any time without prior notice. The colours in this price list are shown for representation purposes only.

To learn more about our sales conditions, the Valsir services Card, or to send us your opinion of Valsir, please refer to our booklet L02-416 or the "SERVICES" section of our web site www.valsir.it.





Valsir S.p.A. apologises for any discrepancies caused by typographical or printing errors. Should you find any errors, please feel free to notify us and send us your comments.

GAMMA SCARICO TRIPLUS
TRIPLUS WASTE RANGE

HTEM tubo 1 bicchiere
Single socket pipe

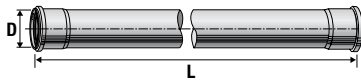






	COD.	CL	D	DN	L (mm)				HxLxP	€/pz
New	VS0650001	TP01	32	30	150	30	240	1440	100x800x1200	1,25
New	VS0650003	TP01	32	30	250	30	240	1440	100x800x1200	1,61
New	VS0650005	TP01	32	30	500	30	180	900	90x800x1200	2,24
New	VS0650007	TP01	32	30	1000	24	-	840	1200x1100x1200	3,49
New	VS0650009	TP01	32	30	1500	24	-	840	1200x1600x1200	5,36
New	VS0650011	TP01	32	30	2000	24	-	840	1200x2100x1200	6,50
New	VS0650013	TP01	32	30	3000	24	-	840	1200x3100x1200	9,83
	VS0650021	TP01	40	40	150	30	240	1200	1030x800x1200	1,25
	VS0650023	TP01	40	40	250	30	240	960	1010x800x1200	1,61
	VS0650025	TP01	40	40	500	50	200	600	970x800x1200	2,24
	VS0650027	TP01	40	40	1000	20	-	500	1075x1130x1220	3,49
	VS0650029	TP01	40	40	1500	20	-	500	1075x1630x1220	5,38
	VS0650031	TP01	40	40	2000	20	-	500	1075x2130x1220	6,50
	VS0650033	TP01	40	40	3000	20	-	500	1075x3130x1220	10,50
	VS0650041	TP01	50	50	150	30	240	960	1010x800x1200	1,43
	VS0650043	TP01	50	50	250	30	240	720	1015x800x1200	1,70
	VS0650045	TP01	50	50	500	35	140	420	970x800x1200	2,42
	VS0650047	TP01	50	50	1000	30	-	360	1140x1130x1200	3,50
	VS0650049	TP01	50	50	1500	30	-	360	1140x1630x1200	5,70
	VS0650051	TP01	50	50	2000	30	-	360	1140x2130x1200	7,22
	VS0650053	TP01	50	50	3000	30	-	360	1140x3130x1200	11,30
	VS0650061	TP01	75	70	150	20	160	320	1050x800x1200	2,59
	VS0650063	TP01	75	70	250	20	160	320	1050x800x1200	3,03
	VS0650065	TP01	75	70	500	20	80	240	1075x800x1200	4,10
	VS0650067	TP01	75	70	1000	20	-	180	1150x1150x1260	5,80
	VS0650069	TP01	75	70	1500	20	-	180	1150x1650x1260	8,30
	VS0650071	TP01	75	70	2000	20	-	180	1150x2150x1260	10,88
	VS0650073	TP01	75	70	3000	20	-	180	1150x3150x1260	16,19
	VS0650081	TP01	90	90	150	24	96	384	1050x800x1200	2,85
	VS0650083	TP01	90	90	250	24	96	288	1165x800x1200	3,63
	VS0650085	TP01	90	90	500	24	96	192	1300x800x1200	5,49
	VS0650087	TP01	90	90	1000	10	-	120	1140x1150x1200	8,66
	VS0650089	TP01	90	90	1500	10	-	120	1140x1650x1200	11,25
	VS0650091	TP01	90	90	2000	10	-	120	1140x2150x1200	16,43
	VS0650093	TP01	90	90	3000	10	-	120	1140x3150x1200	23,81
	VS0650101	TP01	110	100	150	15	60	240	1050x800x1200	3,30
	VS0650103	TP01	110	100	250	15	60	180	1165x800x1200	4,01
	VS0650105	TP01	110	100	500	15	60	120	1300x800x1200	6,15
	VS0650107	TP01	110	100	1000	15	-	90	1210x1180x1200	9,63
	VS0650109	TP01	110	100	1500	15	-	90	1210x1680x1200	13,47
	VS0650111	TP01	110	100	2000	15	-	90	1210x2180x1200	18,20
	VS0650113	TP01	110	100	3000	15	-	90	1210x3180x1200	26,40
	VS0650121	TP01	125	125	150	10	80	160	1050x800x1200	4,64
	VS0650123	TP01	125	125	250	10	40	120	1039x800x1200	5,97
	VS0650125	TP01	125	125	500	6	48	96	1340x800x1200	8,65
	VS0650127	TP01	125	125	1000	8	-	48	1000x1170x1200	14,00
	VS0650129	TP01	125	125	1500	8	-	48	1000x1670x1200	18,95
	VS0650131	TP01	125	125	2000	8	-	48	1000x2170x1200	25,85
	VS0650133	TP01	125	125	3000	8	-	48	1000x3170x1200	36,11
	VS0650141	TP01	160	150	150	1	-	-	130x800x1200	7,13
	VS0650143	TP01	160	150	250	1	-	-	130x800x1200	8,65
	VS0650145	TP01	160	150	500	1	-	-	130x800x1200	13,47
	VS0650147	TP01	160	150	1000	6	-	-	1180x1190x1200	20,96
	VS0650149	TP01	160	150	1500	6	-	36	1180x1690x1200	28,62
	VS0650151	TP01	160	150	2000	6	-	36	1180x2190x1200	38,96
	VS0650153	TP01	160	150	3000	6	-	36	1180x3190x1200	55,37

	COD.	CL	D	DN	L (mm)				HxLxP 	€/pz
New	VS0650167	TP01	200	200	1000	4	-	-	445x1250x465	50,58
New	VS0650171	TP01	200	200	2000	4	-	-	445x2250x465	89,60
New	VS0650173	TP01	200	200	3000	4	-	-	445x3250x465	126,31
New	VS0650187	TP01	250	250	1000	4	-	-	545x1300x565	85,25
New	VS0650193	TP01	250	250	3000	4	-	-	545x3300x565	212,53

HTEM tubo 2 bicchieri

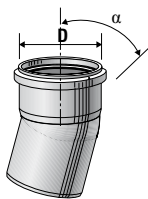
Double socket pipe







	COD.	CL	D	DN	L (mm)				HxLxP 	€/pz
New	VS0650205	TP01	32	30	500	30	180	720	100x800x1200	3,17
New	VS0650207	TP01	32	30	1000	24	-	840	1200x1200x1200	4,47
New	VS0650209	TP01	32	30	1500	24	-	840	1200x1700x1200	6,44
New	VS0650211	TP01	32	30	2000	24	-	840	1200x2200x1200	7,81
New	VS0650213	TP01	32	30	3000	24	-	840	1200x3200x1200	11,49
	VS0650225	TP01	40	40	500	35	140	420	925x800x1200	3,17
	VS0650227	TP01	40	40	1000	20	-	500	1075x1180x1220	4,47
	VS0650229	TP01	40	40	1500	20	-	500	1075x1680x1220	6,44
	VS0650231	TP01	40	40	2000	20	-	500	1075x2180x1220	7,81
	VS0650233	TP01	40	40	3000	20	-	500	1075x3180x1220	12,63
	VS0650245	TP01	50	50	500	25	100	300	925x800x1200	3,59
	VS0650247	TP01	50	50	1000	30	-	360	1150x1180x1200	4,89
	VS0650249	TP01	50	50	1500	30	-	360	1150x1680x1200	6,84
	VS0650251	TP01	50	50	2000	30	-	360	1150x2180x1200	8,67
	VS0650253	TP01	50	50	3000	30	-	360	1150x3180x1200	13,57
	VS0650265	TP01	75	70	500	12	96	192	1390x800x1200	4,81
	VS0650267	TP01	75	70	1000	10	-	180	1150x1180x1260	7,27
	VS0650269	TP01	75	70	1500	10	-	180	1150x1680x1260	10,00
	VS0650271	TP01	75	70	2000	10	-	180	1150x2180x1260	13,06
	VS0650273	TP01	75	70	3000	10	-	180	1150x3180x1260	19,48
	VS0650285	TP01	90	90	500	8	80	240	2065x800x1200	6,17
	VS0650287	TP01	90	90	1000	10	-	120	1140x1190x1200	9,87
	VS0650289	TP01	90	90	1500	10	-	120	1140x1690x1200	13,50
	VS0650291	TP01	90	90	2000	10	-	120	1140x2190x1200	19,70
	VS0650293	TP01	90	90	3000	10	-	120	1140x3190x1200	28,58
	VS0650305	TP01	110	100	500	12	48	96	1420x800x1200	8,04
	VS0650307	TP01	110	100	1000	10	-	80	1100x1230x1200	12,24
	VS0650309	TP01	110	100	1500	10	-	80	1100x1730x1200	16,17
	VS0650311	TP01	110	100	2000	10	-	80	1100x2230x1200	21,86
	VS0650313	TP01	110	100	3000	10	-	80	1100x3230x1200	31,73
	VS0650325	TP01	125	125	500	6	48	96	1480x800x1200	11,76
	VS0650327	TP01	125	125	1000	8	-	48	1000x1230x1200	17,33
	VS0650329	TP01	125	125	1500	8	-	48	1000x1730x1200	22,81
	VS0650331	TP01	125	125	2000	8	-	48	1000x2230x1200	31,06
	VS0650333	TP01	125	125	3000	8	-	48	1000x3230x1200	43,26

HTB curva 15°

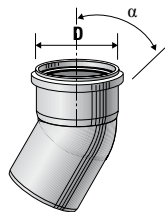
15° bend



	COD.	CL	D	DN				HxLxP 	€/pz
New	VS0650401	TP02	32	30	80	640	3840	1000x800x1200	1,33
	VS0650411	TP02	40	40	50	400	2000	1030x800x1200	1,34
	VS0650421	TP02	50	50	30	240	1680	1110x800x1200	1,86
	VS0650431	TP02	75	70	20	160	640	1010x800x1200	2,94
	VS0650441	TP02	90	90	20	160	480	1015x800x1200	4,00
	VS0650451	TP02	110	100	20	80	240	970x800x1200	4,47
	VS0650461	TP02	125	125	20	80	160	940x800x1200	8,39
	VS0650471	TP02	160	150	1	-	-	930x800x1200	13,11

HTB curva 30°

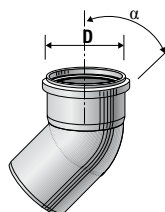
30° bend



	COD.	CL	D	DN				HxLxP	€/pz
New	VS0650403	TP02	32	30	80	640	3840	1000x800x1200	1,33
	VS0650413	TP02	40	40	50	400	2000	1030x800x1200	1,34
	VS0650423	TP02	50	50	30	240	1680	1110x800x1200	1,70
	VS0650433	TP02	75	70	20	160	640	1010x800x1200	2,94
	VS0650443	TP02	90	90	20	160	320	1050x800x1200	4,00
	VS0650453	TP02	110	100	20	80	240	970x800x1200	4,47
	VS0650463	TP02	125	125	20	80	160	940x800x1200	8,39
	VS0650473	TP02	160	150	1	-	-	930x800x1200	13,11

HTB curva 45°

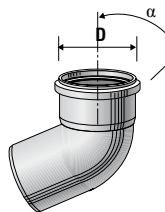
45° bend



	COD.	CL	D	DN				HxLxP	€/pz
New	VS0650405	TP02	32	30	80	640	3200	1000x800x1200	1,33
	VS0650415	TP02	40	40	50	400	2000	1030x800x1200	1,34
	VS0650425	TP02	50	50	30	240	1200	1030x800x1200	1,70
	VS0650435	TP02	75	70	20	160	480	1015x800x1200	2,94
	VS0650445	TP02	90	90	20	160	320	1050x800x1200	4,00
	VS0650455	TP02	110	100	20	80	240	1039x800x1200	4,19
	VS0650465	TP02	125	125	15	60	120	940x800x1200	8,39
	VS0650475	TP02	160	150	1	-	-	930x800x1200	13,11
New	VS0650485	TP02	200	200	1	-	-	930x800x1200	81,00
New	VS0650495	TP02	250	250	1	-	-	930x800x1200	146,00

HTB curva 67°30'

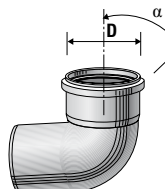
67°30' bend



	COD.	CL	D	DN				HxLxP	€/pz
New	VS0650407	TP02	32	30	60	480	2880	1000x800x1200	1,43
	VS0650417	TP02	40	40	50	400	2000	1030x800x1200	1,43
	VS0650427	TP02	50	50	30	240	1200	1030x800x1200	2,31
	VS0650437	TP02	75	70	20	160	480	1015x800x1200	3,84
	VS0650447	TP02	90	90	20	160	320	1050x800x1200	4,46
	VS0650457	TP02	110	100	20	80	160	940x800x1200	4,73
	VS0650467	TP02	125	125	15	60	120	940x800x1200	12,30

HTB curva 87°30'

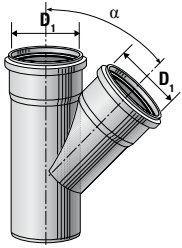
87°30' bend







	COD.	CL	D	DN				HxLxP	€/pz
New	VS0650409	TP02	32	30	60	480	2880	1000x800x1200	1,43
	VS0650419	TP02	40	40	50	400	2000	1030x800x1200	1,43
	VS0650429	TP02	50	50	30	240	1200	1030x800x1200	1,88
	VS0650439	TP02	75	70	20	160	480	1015x800x1200	3,84
	VS0650449	TP02	90	90	20	160	320	1050x800x1200	4,26
	VS0650459	TP02	110	100	20	80	160	940x800x1200	4,47
	VS0650469	TP02	125	125	10	40	120	1039x800x1200	12,30
	VS0650479	TP02	160	150	1	-	-	930x800x1200	20,33
New	VS0650489	TP02	200	200	1	-	-	930x800x1200	94,50
New	VS0650499	TP02	250	250	1	-	-	930x800x1200	161,00

HTEA braga 45°

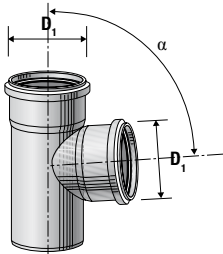
45° branch







	COD.	CL	D ₁	DN ₁				HxLxP 	€/pz
New	VS0650501	TP02	32	32	40	320	1600	1000x800x1200	2,94
	VS0650507	TP02	40	40	20	160	1120	1110x800x1200	3,13
	VS0650513	TP02	50	50	20	160	640	1010x800x1200	3,74
	VS0650519	TP02	75	70	20	80	240	970x800x1200	5,18
	VS0650525	TP02	90	90	20	80	160	940x800x1200	7,81
	VS0650531	TP02	110	100	10	40	80	940x800x1200	8,74
	VS0650537	TP02	125	125	5	20	60	1039x800x1200	30,31
	VS0650543	TP02	160	150	1	-	-	930x800x1200	47,25
New	VS0650669	TP02	200	200	1	-	-	930x800x1200	140,00
New	VS0650685	TP02	250	250	1	-	-	930x800x1200	245,00

HTEA braga 87°30'

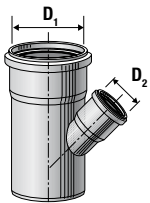
87°30' branch







	COD.	CL	D ₁	DN ₁				HxLxP 	€/pz
New	VS0650505	TP02	32	32	40	320	1600	1000x800x1200	2,94
	VS0650511	TP02	40	40	20	160	1120	1110x800x1200	3,13
	VS0650517	TP02	50	50	20	160	800	1030x800x1200	3,74
	VS0650523	TP02	75	70	20	80	240	853x800x1200	5,18
	VS0650529	TP02	90	90	20	80	160	940x800x1200	7,81
	VS0650535	TP02	110	100	10	40	120	970x800x1200	8,74
	VS0650541	TP02	125	125	10	40	80	940x800x1200	30,31
	VS0650547	TP02	160	150	1	-	-	930x800x1200	47,25
New	VS0650671	TP02	200	200	1	-	-	930x800x1200	149,00
New	VS0650687	TP02	250	250	1	-	-	930x800x1200	248,00

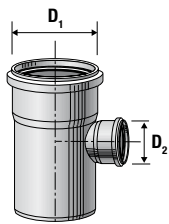
HTEA braga ridotta 45°

45° reduced branch



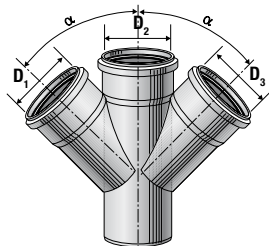
	COD.	CL	D ₁ /D ₂	DN ₁ /DN ₂				HxLxP 	€/pz
New	VS0650551	TP02	40/32	40/30	40	320	1280	1000x800x1200	3,13
	VS0650557	TP02	50/40	50/40	20	160	800	1030x800x1200	3,74
	VS0650563	TP02	75/40	70/40	25	100	300	853x800x1200	5,18
	VS0650569	TP02	75/50	70/50	25	100	300	970x800x1200	5,18
	VS0650575	TP02	90/40	90/40	20	80	240	970x800x1200	7,81
	VS0650581	TP02	90/50	90/50	20	80	240	970x800x1200	7,81
	VS0650587	TP02	110/40	100/40	20	80	160	940x800x1200	8,74
	VS0650593	TP02	110/50	100/50	20	80	160	940x800x1200	8,74
	VS0650599	TP02	110/75	100/70	15	60	120	940x800x1200	8,74
	VS0650605	TP02	125/50	125/50	10	40	120	853x800x1200	19,97
	VS0650611	TP02	125/110	125/100	8	32	64	940x800x1200	19,97
	VS0650617	TP02	160/110	150/100	1	-	-	930x800x1200	31,46
	VS0650623	TP02	160/125	150/125	1	-	-	930x800x1200	31,46
New	VS0650629	TP02	200/110	200/100	1	-	-	930x800x1200	95,00
New	VS0650633	TP02	200/125	200/125	1	-	-	930x800x1200	98,00
New	VS0650637	TP02	200/160	200/150	1	-	-	930x800x1200	101,00
New	VS0650643	TP02	250/110	250/100	1	-	-	930x800x1200	133,00
New	VS0650647	TP02	250/160	250/150	1	-	-	930x800x1200	148,00
New	VS0650650	TP02	250/200	250/200	1	-	-	930x800x1200	203,00

HTEA braga ridotta 87°30'
87°30' reduced branch



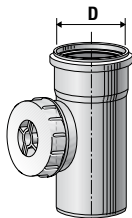
	COD.	CL	D ₁ /D ₂	DN ₁ /DN ₂				HxLxP	€/pz
New	VS0650555	TP02	40/32	40/30	40	320	1280	1000x800x1200	3,13
	VS0650561	TP02	50/40	50/40	25	200	800	1010x800x1200	3,74
	VS0650567	TP02	75/40	70/40	25	100	300	853x800x1200	5,18
	VS0650573	TP02	75/50	70/50	25	100	300	853x800x1200	5,18
	VS0650579	TP02	90/40	90/40	15	60	240	1050x800x1200	7,81
	VS0650585	TP02	90/50	90/50	20	80	240	853x800x1200	7,81
	VS0650591	TP02	110/40	100/40	20	80	240	1039x800x1200	8,74
	VS0650597	TP02	110/50	100/50	20	80	240	1039x800x1200	8,74
	VS0650603	TP02	110/75	100/70	15	60	120	940x800x1200	8,74
	VS0650609	TP02	125/50	125/50	10	40	120	853x800x1200	19,97
	VS0650615	TP02	125/110	125/100	8	32	96	1039x800x1200	19,97
	VS0650621	TP02	160/110	150/100	1	-	-	930x800x1200	31,46
	VS0650627	TP02	160/125	150/125	1	-	-	930x800x1200	31,46
New	VS0650631	TP02	200/110	200/100	1	-	-	930x800x1200	102,00
New	VS0650635	TP02	200/125	200/125	1	-	-	930x800x1200	106,00
New	VS0650639	TP02	200/160	200/150	1	-	-	930x800x1200	110,00
New	VS0650645	TP02	250/110	250/100	1	-	-	930x800x1200	153,00
New	VS0650649	TP02	250/160	250/150	1	-	-	930x800x1200	168,00
New	VS0650651	TP02	250/200	250/200	1	-	-	930x800x1200	220,00

HTDA braga doppia
Double branch



	COD.	CL	D ₁ /D ₂ /D ₃	DN ₁ /DN ₂ /DN ₃				HxLxP	€/pz
	VS0650655	TP02	110/110/110	100/100/100	5	20	60	970x800x1200	17,47

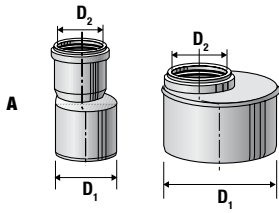
HTRE ispezione con tappo tondo filettato
Inspection opening with screw cap



	COD.	CL	D	DN				HxLxP	€/pz
	VS0650901	TP02	50	50	20	160	480	1015x800x1200	6,69
	VS0650903	TP02	75	70	20	80	240	853x800x1200	8,20
	VS0650905	TP02	90	90	20	80	160	940x800x1200	10,86
	VS0650907	TP02	110	100	15	60	120	940x800x1200	12,76
	VS0650909	TP02	125	125	10	40	80	940x800x1200	24,96
	VS0650911	TP02	160	150	1	-	-	930x800x1200	38,42
New	VS0650913	TP02	200	200	1	-	-	930x800x1200	157,95
New	VS0650915	TP02	250	250	1	-	-	930x800x1200	195,65

HTR riduzioni eccentriche

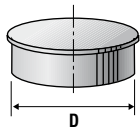
Eccentric reducer



	COD.	CL	D ₁ /D ₂	DN ₁ /DN ₂	Mod.				HxLxP	€/pz
New	VS0650701	TP02	40/32	40/30	B	50	400	2400	1000x800x1200	2,24
New	VS0650703	TP02	50/32	50/30	B	40	320	1920	1000x800x1200	2,24
	VS0650705	TP02	50/40	50/40	A	50	400	2000	1030x800x1200	2,24
B	VS0650707	TP02	75/40	70/40	B	30	240	1680	1110x800x1200	2,77
	VS0650709	TP02	75/50	70/50	B	30	240	1200	1030x800x1200	2,77
	VS0650711	TP02	90/40	90/40	B	20	160	1120	1110x800x1200	3,84
	VS0650713	TP02	90/50	90/50	B	20	160	1120	1110x800x1200	3,84
	VS0650715	TP02	90/75	90/70	A	20	160	640	1010x800x1200	4,10
	VS0650717	TP02	110/40	100/40	B	20	160	640	1010x800x1200	4,10
	VS0650719	TP02	110/50	100/50	B	20	160	640	1010x800x1200	4,10
	VS0650721	TP02	110/75	100/70	B	20	160	640	1010x800x1200	4,10
	VS0650723	TP02	110/90	100/90	A	20	160	320	1050x800x1200	4,66
	VS0650729	TP02	125/110	125/100	A	20	80	240	970x800x1200	7,40
	VS0650731	TP02	160/110	150/100	B	1	-	-	930x800x1200	11,07
	VS0650733	TP02	160/125	150/125	B	1	-	-	930x800x1200	11,07
New	VS0650735	TP02	200/110	200/100	B	1	-	-	930x800x1200	88,35
New	VS0650739	TP02	200/160	200/150	A	1	-	-	930x800x1200	94,00
New	VS0650747	TP02	250/200	250/200	A	1	-	-	930x800x1200	183,00

HTM tappo di chiusura

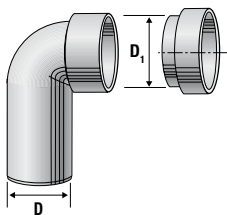
Closing cap



COD.	CL	D	DN				HxLxP	€/pz
VS0650951	TP02	40	40	40	800	5600	935x800x1200	1,43
VS0650953	TP02	50	50	20	400	2800	935x800x1200	2,14
VS0650955	TP02	75	70	15	300	2100	935x800x1200	2,77
VS0650957	TP02	90	90	30	240	1680	1110x800x1200	4,53
VS0650959	TP02	110	100	20	160	1120	1110x800x1200	6,25
VS0650961	TP02	125	125	10	80	560	1110x800x1200	8,30
VS0650963	TP02	160	150	10	80	320	1010x800x1200	10,34

HTSW curva tecnica con tappo

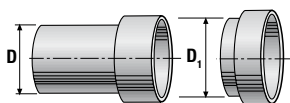
Bend with cap for trap connection



COD.	CL	D	D ₁				HxLxP	€/pz
VS0650971	TP02	32	46,0	20	160	1280	930x800x1200	3,74
VS0650972	TP02	40	46,0	20	160	1120	1110x800x1200	3,74
VS0650973	TP02	40	53,5	20	160	1120	1110x800x1200	3,74
VS0650974	TP02	50	53,5	20	160	1120	1110x800x1200	3,74
VS0650975	TP02	50	60,0	20	160	1120	1110x800x1200	3,74

HTS raccordo dritto con tappo

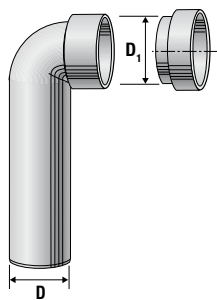
Straight fitting with cap



COD.	CL	D	D ₁				HxLxP	€/pz
VS0650981	TP02	32	46,0	40	320	2240	1110x800x1200	3,74
VS0650982	TP02	40	46,0	40	320	2240	1110x800x1200	3,74
VS0650983	TP02	40	50,0	20	160	1280	930x800x1200	3,74
VS0650984	TP02	40	53,5	40	320	2240	1110x800x1200	3,74
VS0650985	TP02	50	53,5	30	240	1680	1110x800x1200	3,74

HTSW curva tecnica prolungata con tappo

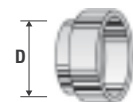
Long bend for trap connection



COD.	CL	D	D ₁				HxLxP	€/pz
VS0650991	TP02	32	46	20	160	1120	1110x800x1200	4,15
VS0650992	TP02	40	46	20	160	1120	1110x800x1200	4,15
VS0650993	TP02	40	50	20	160	1120	1110x800x1200	4,15
VS0650996	TP02	32	50	20	160	1120	1110x800x1200	4,15

Tappo di protezione per curva tecnica

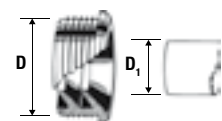
Protection cap for trap connection bend



COD.	CL	D				HxLxP	€/pz
VS0503222	CC01	46	40	800	5600	935x800x1200	0,38
VS0503224	CC01	50	40	800	5600	935x800x1200	0,47
VS0503225	ATTP	53,5	40	800	5600	935x800x1200	0,47
VS0503226	ATTP	60	40	800	5600	935x800x1200	0,47

Morsetto

Grommet



COD.	CL	D	DN				HxLxP	€/pz
VS0334003	CC01	46	24-32	100	800	8000	1130x800x1200	0,53
VS0334005	CC01	46	36-40	150	1200	7200	1060x800x1200	0,53
VS0523011	PP02	50	36-40	30	600	4200	935x800x1200	1,19
VS0523015	PP02	53,5	24-32	30	600	4200	935x800x1200	1,19
VS0523017	PP02	53,5	36-40	30	600	4200	935x800x1200	1,19
VS0523019	PP02	60	46-55	30	600	4200	935x800x1200	1,55

HTU manicotto scorrevole

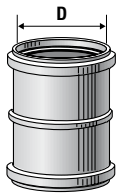
Sliding sleeve



	COD.	CL	D	DN				HxLxP	€/pz
New	VS0650801	TP02	32	30	60	480	2880	1000x800x1200	1,86
	VS0650803	TP02	40	40	30	240	1680	1110x800x1200	1,96
	VS0650805	TP02	50	50	30	240	1680	1110x800x1200	2,14
	VS0650807	TP02	75	70	20	160	640	1010x800x1200	2,86
	VS0650809	TP02	90	90	20	160	480	1015x800x1200	4,41
	VS0650811	TP02	110	100	20	80	240	970x800x1200	4,90
	VS0650813	TP02	125	125	20	80	160	940x800x1200	9,18
	VS0650815	TP02	160	150	1	-	-	930x800x1200	13,83
New	VS0650817	TP02	200	200	1	-	-	930x800x1200	76,00
New	VS0650819	TP02	250	250	1	-	-	930x800x1200	147,00

Manicotto a 2 bicchieri

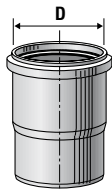
Double socket sleeve



	COD.	CL	D	DN				HxLxP	€/pz
New	VS0650851	TP02	32	30	60	480	2880	1000x800x1200	1,86
	VS0650853	TP02	40	40	30	240	1680	1110x800x1200	1,96
	VS0650855	TP02	50	50	30	240	1680	1110x800x1200	2,14
	VS0650857	TP02	75	70	20	160	640	1010x800x1200	2,86
	VS0650859	TP02	90	90	20	160	480	1015x800x1200	4,41
	VS0650861	TP02	110	100	20	80	240	970x800x1200	4,90
	VS0650863	TP02	125	125	20	80	160	940x800x1200	9,18
	VS0650865	TP02	160	150	1	-	-	930x800x1200	13,83
New	VS0650867	TP02	200	200	1	-	-	930x800x1200	76,00
New	VS0650869	TP02	250	250	1	-	-	930x800x1200	147,00

HTL2 bicchiere 2 profondità

Double depth socket



	COD.	CL	D	DN				HxLxP	€/pz
	VS0650751	TP02	40	40	30	240	1920	930x800x1200	2,24
	VS0650753	TP02	50	50	20	160	1120	1110x800x1200	2,94
	VS0650755	TP02	75	70	20	160	480	1015x800x1200	4,10
	VS0650757	TP02	90	90	10	80	400	1030x800x1200	5,93
	VS0650759	TP02	110	100	20	80	240	970x800x1200	6,69
	VS0650761	TP02	125	125	10	80	160	1050x800x1200	9,09

HTLL3 bicchiere 3 profondità

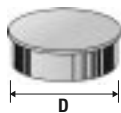
Triple depth socket



	COD.	CL	D	DN				HxLxP	€/pz
	VS0650771	TP02	40	40	30	240	1680	930x800x1200	2,24
	VS0650773	TP02	50	50	20	160	1120	1110x800x1200	2,94
	VS0650775	TP02	75	70	20	160	480	1015x800x1200	4,10
	VS0650777	TP02	90	90	10	80	320	1010x800x1200	5,93
	VS0650779	TP02	110	100	20	80	160	940x800x1200	6,69
	VS0650781	TP02	125	125	10	40	120	853x800x1200	9,09

Tappo di protezione per bicchiere

Protection cap for socket



	COD.	CL	D				HxLxP	€/pz
	VS0503000	CC01	32	100	2000	14000	935x800x1200	0,32
	VS0503001	CC01	40	40	800	5600	935x800x1200	0,36
	VS0503003	CC01	50	50	400	3200	930x800x1200	0,39
	VS0503005	CC01	75	30	240	1920	930x800x1200	0,42
	VS0503008	CC01	90	30	240	1440	970x800x1200	0,52
	VS0503007	CC01	110	30	240	960	1010x800x1200	0,58
	VS0503009	CC01	125	20	160	640	1010x800x1200	0,63
	VS0503011	CC01	160	10	80	480	970x800x1200	1,24

Guarnizione a singolo labbro

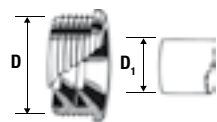
Single-lipped seal



COD.	CL	D	DN		€/pz
VS0391001	CC01	32	30	50	0,15
VS0391003	CC01	40	40	50	0,16
VS0391005	CC01	50	50	50	0,19
VS0391011	CC01	75	70	20	0,31
VS0391013	CC01	90	80	20	0,41
VS0391015	CC01	110	100	20	0,43
VS0391017	CC01	125	125	20	0,71
VS0391019	CC01	160	150	20	0,96
VS0391021	CC01	200	200	20	1,70
VS0391023	CC01	250	250	1	3,45

Morsetto per collegamento a tubo metallico

Grommet for connection to metal pipes



COD.	CL	D ₁ (PP)	D ₂ (METAL)		HxLxP	€/pz
VS0559001	PP02	40	26-28	50	7000x800x1200	1,08
VS0559003	PP02	40	30-32	50	7000x800x1200	1,08

Torretta di ventilazione in PP grigio

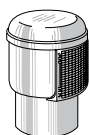
Grey PP vent terminal



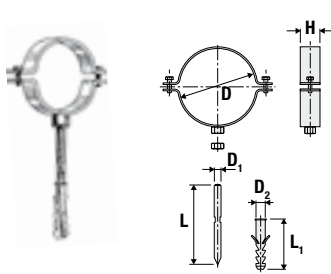
COD.	CL	D				HxLxP	€/pz
VS0394001	CC01	50	10	30	120	120x800x1200	19,51
VS0394003	CC01	75	5	15	60	120x800x1200	21,68
VS0394005	CC01	110	5	15	45	120x800x1200	24,43

Areatore in PP grigio con membrana collegamento ai D 50-75-110

Air admittance valve D 50-75-110



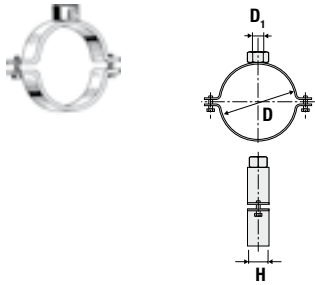
COD.	CL	D				HxLxP	€/pz
VS0700400	SF01	50-75-110	5	40	160	1010x800x1200	77,98

Collare zincato con tassello ad espansione M10, punto fisso/scorrevole
M10 galvanized pipe clip with anchor, fixed or sliding point


COD.	CL	D	H	L	L ₁	D ₁	D ₂		€/pz
VS0395001	CC01	40	30	120	75	M10	14	50	2,53
VS0395003	CC01	50	30	120	75	M10	14	50	2,76
VS0395007	CC01	75	30	120	75	M10	14	25	3,06
VS0395009	CC01	90	30	120	75	M10	14	25	3,06
VS0395011	CC01	110	30	120	75	M10	14	25	3,06
VS0395013	CC01	125	30	120	75	M10	14	25	3,47
VS0395015	CC01	160	30	120	75	M10	14	25	3,87

Il collare è dotato di un sistema che permette di realizzare il punto fisso o il punto scorrevole semplicemente ruotando di 180° la parte inferiore del collare stesso.

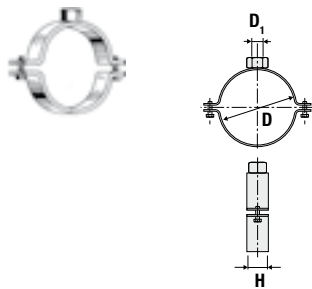
The clip is equipped with a system that allows fixed and sliding point installations by simply rotating the lower part of the clip itself by 180°.

Collare zincato G1/2" e G1" punto fisso/punto scorrevole
G1/2" and G1" galvanized pipe clip, fixed or sliding point


COD.	CL	D	D ₁	H		€/pz
VS0396001	CC01	40	G1/2"	30	50	2,46
VS0396003	CC01	50	G1/2"	30	50	2,67
VS0396007	CC01	75	G1/2"	30	25	2,96
VS0396009	CC01	90	G1/2"	30	25	2,96
VS0396011	CC01	110	G1/2"	30	25	2,96
VS0396013	CC01	125	G1/2"	30	25	3,33
VS0396015	CC01	160	G1/2"	30	25	3,75

Il collare è dotato di un sistema che permette di realizzare il punto fisso o il punto scorrevole semplicemente ruotando di 180° la parte inferiore del collare stesso.

The clip is equipped with a system that allows fixed and sliding point installations by simply rotating the lower part of the clip itself by 180°.

Collare zincato M10, punto fisso/punto scorrevole
M10 galvanized pipe clip, fixed or sliding point


COD.	CL	D	D ₁	H		€/pz
VS0396021	CC01	40	M10	30	50	2,46
VS0396023	CC01	50	M10	30	50	2,67
VS0396027	CC01	75	M10	30	25	2,96
VS0396029	CC01	90	M10	30	25	2,96
VS0396031	CC01	110	M10	30	25	2,96
VS0396033	CC01	125	M10	30	25	3,33
VS0396035	CC01	160	M10	30	25	3,75

Il collare è dotato di un sistema che permette di realizzare il punto fisso o il punto scorrevole semplicemente ruotando di 180° la parte inferiore del collare stesso.

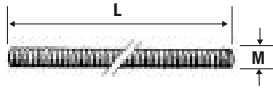
The clip is equipped with a system that allows fixed and sliding point installations by simply rotating the lower part of the clip itself by 180°.

Flangia per fissaggio
Flange for fixing to wall


COD.	CL	D	G/M		€/pz
VS0398001	CC01	70	G1/2"	100	2,17
VS0398003	CC01	70	M10	100	2,17

Barra filettata

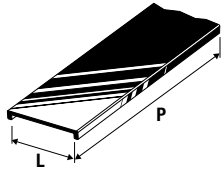
Threaded rod



COD.	CL	M	L (mm)		€/pz
VS0408001	CC01	M10	1000	1	2,04

Fascette in rotoli per collari

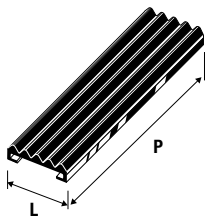
Strip in rolls for pipe clips




COD.	CL	L (mm)	P (m)		€/pz
VS0399001	CC01	30	50	1	71,47

Fascetta antivibrante per collari

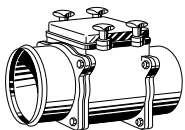
Anti-vibration strip for pipe clips




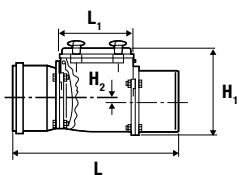
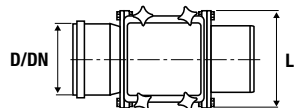
COD.	CL	L (mm)	P (m)		€/pz
VS0399222	CC01	30	30	1	79,50

Valvola antiriflusso semplice

Back flow preventing valve

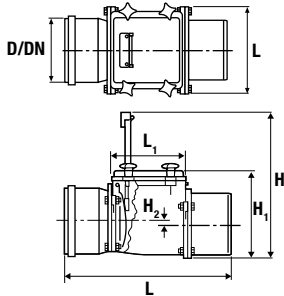



COD.	CL	D	DN	L	L ₁	L ₂	H ₁	H ₂		€/pz
VS0200111	SF01	110	100	305	190	220	290	75	1	244,14
VS0200113	SF01	125	125	315	190	220	290	85	1	298,38
VS0200115	SF01	160	150	375	210	255	220	95	1	352,64
VS0200117	SF01	200	200	450	170	240	240	123	1	712,08



Valvola antiriflusso con chiusura

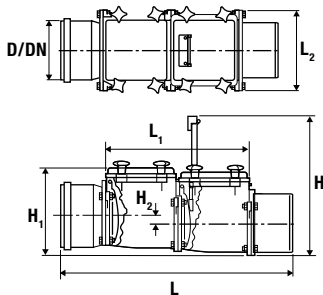
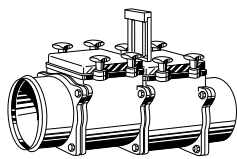
Back flow preventing valve with single gate



COD.	CL	D	DN	L	L ₁	L ₂	H	H ₁	H ₂		€/pz
VS0200201	SF01	110	100	305	190	220	240-310	200	75	1	359,42
VS0200223	SF01	125	125	315	190	220	250-310	200	85	1	447,59
VS0200225	SF01	160	150	375	210	255	280-350	220	95	1	542,53
VS0200217	SF01	200	200	450	170	240	290-380	240	123	1	813,80

Valvola antiriflusso con chiusura doppia a farfalla


Back flow preventing valve with double gate



COD.	CL	D	DN	L	L ₁	L ₂	H	H ₁	H ₂		€/pz
VS0200301	SF01	110	100	428	275	180	215-270	192	90	1	434,02
VS0200303	SF01	125	125	443	275	180	215-270	192	10	1	501,84
VS0200305	SF01	160	150	550	340	244	275-370	244	10	1	617,12
VS0200307	SF01	200	200	615	334	244	295-348	244	15	1	949,42

Guarnizione 1 labbro per valvola antiriflusso

1-lip seal for back flow preventing valves




COD.	CL	D		€/pz
VS0391015	CC01	110	20	0,43
VS0391017	CC01	125	20	0,71
VS0391019	CC01	160	20	0,96
VS0391021	CC01	200	20	1,70

RICAMBI
Spares

ATTREZZATURE E ACCESSORI EQUIPMENT AND ACCESSORIES

Tagliatubo Pipe cutter



COD.	CL	D	Mod.		€/pz
VS0458001	CC01	6 ÷ 64	T1	1	126,91
VS0458003	CC01	50 ÷ 140	T2	1	182,79
VS0458005	CC01	100 ÷ 168	T3	1	226,25

Lame di ricambio Spare blades



COD.	CL	D		€/pz
VS0459001	CC01	6 ÷ 64	1	26,77
VS0459003	CC01	50 ÷ 168	1	29,47

RICAMBI
Spares


Smussatore Beveling tool



COD.	CL	D		€/pz
VS0460001	CC01	32 ÷ 160	1	164,17
VS0460003	CC01	40 ÷ 315	1	261,01

Lame di ricambio Spare blades




COD.	CL	D	H	L		€/pz
VS0460110	CC01	32 ÷ 160	32	13	1 coppia-pair	30,72
VS0460111	CC01	40 ÷ 315	34	12	1 coppia-pair	38,22





RICAMBI
Spares





Lubrificante Lubricant



COD.	CL	g		€/pz
VS0900001	CC01	150	50	1,86
VS0900003	CC01	250	50	2,28

LISTA ARTICOLI
LIST OF PRODUCTS

CODICE CODE	PAG. PAGE		PREZZO € PRICE €	CODICE CODE	PAG. PAGE		PREZZO € PRICE €	CODICE CODE	PAG. PAGE		PREZZO € PRICE €	CODICE CODE	PAG. PAGE		PREZZO € PRICE €
VS0200111	16	1	244,14	VS0396033	15	25	3,33	VS0650031	6	20	6,50	VS0650173	7	4	126,31
VS0200113	16	1	298,38	VS0396035	15	25	3,75	VS0650033	6	20	10,50	VS0650187	7	4	85,25
VS0200115	16	1	352,64	VS0398001	15	100	2,17	VS0650041	6	30	1,43	VS0650193	7	4	212,53
VS0200117	16	1	712,08	VS0398003	15	100	2,17	VS0650043	6	30	1,70	VS0650205	7	30	3,17
VS0200201	17	1	359,42	VS0399001	16	1	71,47	VS0650045	6	35	2,42	VS0650207	7	24	4,47
VS0200217	17	1	813,8	VS0399222	16	1	79,5	VS0650047	6	30	3,50	VS0650209	7	24	6,44
VS0200223	17	1	447,59	VS0408001	16	1	2,04	VS0650049	6	30	5,70	VS0650211	7	24	7,81
VS0200225	17	1	542,53	VS0458001	18	1	126,91	VS0650051	6	30	7,22	VS0650213	7	24	11,49
VS0200301	17	1	434,02	VS0458003	18	1	182,79	VS0650053	6	30	11,30	VS0650225	7	35	3,17
VS0200303	17	1	501,84	VS0458005	18	1	226,25	VS0650061	6	20	2,59	VS0650227	7	20	4,47
VS0200305	17	1	617,12	VS0459001	18	1	26,77	VS0650063	6	20	3,03	VS0650229	7	20	6,44
VS0200307	17	1	949,42	VS0459003	18	1	29,47	VS0650065	6	20	4,10	VS0650231	7	20	7,81
VS0334003	12	100	0,53	VS0460001	18	1	164,17	VS0650067	6	20	5,80	VS0650233	7	20	12,63
VS0334005	12	150	0,53	VS0460003	18	1	261,01	VS0650069	6	20	8,30	VS0650245	7	25	3,59
VS0391001	14	50	0,15	VS0460110	18	1	30,72	VS0650071	6	20	10,88	VS0650247	7	30	4,89
VS0391003	14	50	0,16	VS0460111	18	1	38,22	VS0650073	6	20	16,19	VS0650249	7	30	6,84
VS0391005	14	50	0,19	VS0503000	13	100	0,32	VS0650081	6	24	2,85	VS0650251	7	30	8,67
VS0391011	14	20	0,31	VS0503001	13	40	0,36	VS0650083	6	24	3,63	VS0650253	7	30	13,57
VS0391013	14	20	0,41	VS0503003	13	50	0,39	VS0650085	6	24	5,49	VS0650265	7	12	4,81
VS0391015	14	20	0,43	VS0503005	13	30	0,42	VS0650087	6	10	8,66	VS0650267	7	10	7,27
VS0391017	14	20	0,71	VS0503007	13	30	0,58	VS0650089	6	10	11,25	VS0650269	7	10	10,00
VS0391019	14	20	0,96	VS0503008	13	30	0,52	VS0650091	6	10	16,43	VS0650271	7	10	13,06
VS0391021	14	20	1,70	VS0503009	13	20	0,63	VS0650093	6	10	23,81	VS0650273	7	10	19,48
VS0391023	14	1	3,45	VS0503011	13	10	1,24	VS0650101	6	15	3,30	VS0650285	7	8	6,17
VS0394001	14	10	19,51	VS0503222	12	40	0,38	VS0650103	6	15	4,01	VS0650287	7	10	9,87
VS0394003	14	5	21,68	VS0503224	12	40	0,47	VS0650105	6	15	6,15	VS0650289	7	10	13,50
VS0394005	14	5	24,43	VS0503225	12	40	0,47	VS0650107	6	15	9,63	VS0650291	7	10	19,70
VS0395001	15	50	2,53	VS0503226	12	40	0,47	VS0650109	6	15	13,47	VS0650293	7	10	28,58
VS0395003	15	50	2,76	VS0523011	12	30	1,19	VS0650111	6	15	18,20	VS0650305	7	12	8,04
VS0395007	15	25	3,06	VS0523015	12	30	1,19	VS0650113	6	15	26,40	VS0650307	7	10	12,24
VS0395009	15	25	3,06	VS0523017	12	30	1,19	VS0650121	6	10	4,64	VS0650309	7	10	16,17
VS0395011	15	25	3,06	VS0523019	12	30	1,55	VS0650123	6	10	5,97	VS0650311	7	10	21,86
VS0395013	15	25	3,47	VS0559001	14	50	1,08	VS0650125	6	6	8,65	VS0650313	7	10	31,73
VS0395015	15	25	3,87	VS0559003	14	50	1,08	VS0650127	6	8	14,00	VS0650325	7	6	11,76
VS0396001	15	50	2,46	VS0650001	6	30	1,25	VS0650129	6	8	18,95	VS0650327	7	8	17,33
VS0396003	15	50	2,67	VS0650003	6	30	1,61	VS0650131	6	8	25,85	VS0650329	7	8	22,81
VS0396007	15	25	2,96	VS0650005	6	30	2,24	VS0650133	6	8	36,11	VS0650331	7	8	31,06
VS0396009	15	25	2,96	VS0650007	6	24	3,49	VS0650141	6	1	7,13	VS0650333	7	8	43,26
VS0396011	15	25	2,96	VS0650009	6	24	5,36	VS0650143	6	1	8,65	VS0650401	7	80	1,33
VS0396013	15	25	3,33	VS0650011	6	24	6,50	VS0650145	6	1	13,47	VS0650403	8	80	1,33
VS0396015	15	25	3,75	VS0650013	6	24	9,83	VS0650147	6	6	20,96	VS0650405	8	80	1,33
VS0396021	15	50	2,46	VS0650021	6	30	1,25	VS0650149	6	6	28,62	VS0650407	8	60	1,43
VS0396023	15	50	2,67	VS0650023	6	30	1,61	VS0650151	6	6	38,96	VS0650409	8	60	1,43
VS0396027	15	25	2,96	VS0650025	6	50	2,24	VS0650153	6	6	55,37	VS0650411	7	50	1,34
VS0396029	15	25	2,96	VS0650027	6	20	3,49	VS0650167	7	4	50,58	VS0650413	8	50	1,34
VS0396031	15	25	2,96	VS0650029	6	20	5,38	VS0650171	7	4	89,60	VS0650415	8	50	1,34


CODICE CODE	PAG. PAGE		PREZZO € PRICE €	CODICE CODE	PAG. PAGE		PREZZO € PRICE €	CODICE CODE	PAG. PAGE		PREZZO € PRICE €	CODICE CODE	PAG. PAGE		PREZZO € PRICE €
VS0650417	8	50	1,43	VS0650535	9	10	8,74	VS0650685	9	1	245,00	VS0650859	13	20	4,41
VS0650419	8	50	1,43	VS0650537	9	5	30,31	VS0650687	9	1	248,00	VS0650861	13	20	4,90
VS0650421	7	30	1,86	VS0650541	9	10	30,31	VS0650701	11	50	2,24	VS0650863	13	20	9,18
VS0650423	8	30	1,70	VS0650543	9	1	47,25	VS0650703	11	40	2,24	VS0650865	13	1	13,83
VS0650425	8	30	1,70	VS0650547	9	1	47,25	VS0650705	11	50	2,24	VS0650867	13	1	76,00
VS0650427	8	30	2,31	VS0650551	9	40	3,13	VS0650707	11	30	2,77	VS0650869	13	1	147,00
VS0650429	8	30	1,88	VS0650555	10	40	3,13	VS0650709	11	30	2,77	VS0650901	10	20	6,69
VS0650431	7	20	2,94	VS0650557	9	20	3,74	VS0650711	11	20	3,84	VS0650903	10	20	8,20
VS0650433	8	20	2,94	VS0650561	10	25	3,74	VS0650713	11	20	3,84	VS0650905	10	20	10,86
VS0650435	8	20	2,94	VS0650563	9	25	5,18	VS0650715	11	20	4,10	VS0650907	10	15	12,76
VS0650437	8	20	3,84	VS0650567	10	25	5,18	VS0650717	11	20	4,10	VS0650909	10	10	24,96
VS0650439	8	20	3,84	VS0650569	9	25	5,18	VS0650719	11	20	4,10	VS0650911	10	1	38,42
VS0650441	7	20	4,00	VS0650573	10	25	5,18	VS0650721	11	20	4,10	VS0650913	10	1	157,95
VS0650443	8	20	4,00	VS0650575	9	20	7,81	VS0650723	11	20	4,66	VS0650915	10	1	195,65
VS0650445	8	20	4,00	VS0650579	10	15	7,81	VS0650729	11	20	7,40	VS0650951	11	40	1,43
VS0650447	8	20	4,46	VS0650581	9	20	7,81	VS0650731	11	1	11,07	VS0650953	11	20	2,14
VS0650449	8	20	4,26	VS0650585	10	20	7,81	VS0650733	11	1	11,07	VS0650955	11	15	2,77
VS0650451	7	20	4,47	VS0650587	9	20	8,74	VS0650735	11	1	88,35	VS0650957	11	30	4,53
VS0650453	8	20	4,47	VS0650591	10	20	8,74	VS0650739	11	1	94,00	VS0650959	11	20	6,25
VS0650455	8	20	4,19	VS0650593	9	20	8,74	VS0650747	11	1	183,00	VS0650961	11	10	8,30
VS0650457	8	20	4,73	VS0650597	10	20	8,74	VS0650751	13	30	2,24	VS0650963	11	10	10,34
VS0650459	8	20	4,47	VS0650599	9	15	8,74	VS0650753	13	20	2,94	VS0650971	11	20	3,74
VS0650461	7	20	8,39	VS0650603	10	15	8,74	VS0650755	13	20	4,10	VS0650972	11	20	3,74
VS0650463	8	20	8,39	VS0650605	9	10	19,97	VS0650757	13	10	5,93	VS0650973	11	20	3,74
VS0650465	8	15	8,39	VS0650609	10	10	19,97	VS0650759	13	20	6,69	VS0650974	11	20	3,74
VS0650467	8	15	12,30	VS0650611	9	8	19,97	VS0650761	13	10	9,09	VS0650975	11	20	3,74
VS0650469	8	10	12,30	VS0650615	10	8	19,97	VS0650771	13	30	2,24	VS0650981	11	40	3,74
VS0650471	7	1	13,11	VS0650617	9	1	31,46	VS0650773	13	20	2,94	VS0650982	11	40	3,74
VS0650473	8	1	13,11	VS0650621	10	1	31,46	VS0650775	13	20	4,10	VS0650983	11	20	3,74
VS0650475	8	1	13,11	VS0650623	9	1	31,46	VS0650777	13	10	5,93	VS0650984	11	40	3,74
VS0650479	8	1	20,33	VS0650627	10	1	31,46	VS0650779	13	20	6,69	VS0650985	11	30	3,74
VS0650485	8	1	81,00	VS0650629	9	1	95,00	VS0650781	13	10	9,09	VS0650991	12	20	4,15
VS0650489	8	1	94,50	VS0650631	10	1	102,00	VS0650801	12	60	1,86	VS0650992	12	20	4,15
VS0650495	8	1	146,00	VS0650633	9	1	98,00	VS0650803	12	30	1,96	VS0650993	12	20	4,15
VS0650499	8	1	161,00	VS0650635	10	1	106,00	VS0650805	12	30	2,14	VS0650996	12	20	4,15
VS0650501	9	40	2,94	VS0650637	9	1	101,00	VS0650807	12	20	2,86	VS0700400	14	5	77,98
VS0650505	9	40	2,94	VS0650639	10	1	110,00	VS0650809	12	20	4,41	VS0900001	18	50	1,86
VS0650507	9	20	3,13	VS0650643	9	1	133,00	VS0650811	12	20	4,90	VS0900003	18	50	2,28
VS0650511	9	20	3,13	VS0650645	10	1	153,00	VS0650813	12	20	9,18				
VS0650513	9	20	3,74	VS0650647	9	1	148,00	VS0650815	12	1	13,83				
VS0650517	9	20	3,74	VS0650649	10	1	168,00	VS0650817	12	1	76,00				
VS0650519	9	20	5,18	VS0650650	9	1	203,00	VS0650819	12	1	147,00				
VS0650523	9	20	5,18	VS0650651	10	1	220,00	VS0650851	13	60	1,86				
VS0650525	9	20	7,81	VS0650655	10	5	17,47	VS0650853	13	30	1,96				
VS0650529	9	20	7,81	VS0650669	9	1	140,00	VS0650855	13	30	2,14				
VS0650531	9	10	8,74	VS0650671	9	1	149,00	VS0650857	13	20	2,86				



La gamma dei prodotti Valsir. - Valsir product range.



Omologazioni dei prodotti Valsir. - Valsir product approvals.



Valsir S.p.A.

Località Merlaro, 2 - 25078 Vestone (Brescia) Italia
 Tel. +39 0365 877011 - Fax +39 0365 81268
 valsir@valsir.it - commerciale.italia@valsir.it
 assistenza@valsir.it - impianti@valsir.it - export@valsir.it

